



# Herricks Public Schools Proposed Budget 2016–17



Budget Overview  
February 4, 2016


# Budget Development Process

- ▶ Tonight's Presentation: Budget Overview
  - ▶ A draft work in progress, not a finished product: further discussions on the proposed budget will take place at future Board of Education/Budget Meetings during February and March
  - ▶ Budget hearing: May 5<sup>th</sup>
  - ▶ The budget adopted by the Board of Education and presented for voter approval on May 17<sup>th</sup> will reflect input from the community
- 

# Budget Development Process



# Draft Proposed 2016–17 Budget: \$109,378,840

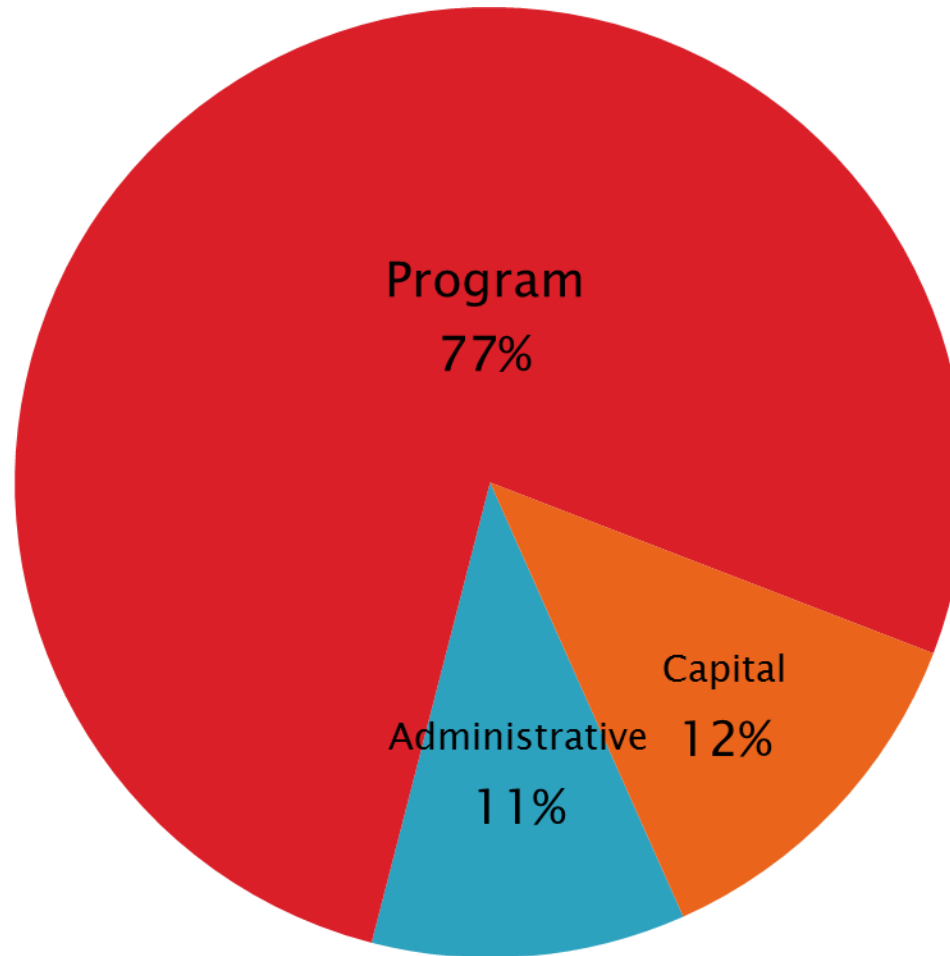
- ▶ Proposed budget to budget increase:  
\$1,137,848 or 1.1% over 2015–16
  - ▶ Proposed projected tax levy increase:  
**0.12% increase over 2015–16**
  - ▶ Maximum allowable tax levy under the tax  
levy cap:  
0.36 % allowable tax levy increase
- 

# Budget Breakdown:3 Part Budget


- ▶ Program  
\$84,046,636 / 76.84 %
- ▶ Capital  
\$13,655,183 / 12.48 %
- ▶ Administrative  
\$11,677,021 / 10.68 %
- ▶ TOTAL  
\$109,378,840



# 3 Part Budget



# School Budgets and the Tax Levy Cap

- ▶ 2% or the cost of living increase (Consumer Price Index), which ever is the **lower** amount
  - ▶ An 8 step formula must be followed to determine the tax levy limit
  - ▶ A proposed tax levy that exceeds the tax levy limit must be approved by a “supermajority” of voters (60% of the voters)
- 

# Formula for Computing the Tax Levy cap

## Formula Presentation

### Base Formula

$$\left[ \left( \begin{array}{c} \text{Prior} \\ \text{fiscal} \\ \text{year tax} \\ \text{levy} \end{array} \times \begin{array}{c} \text{Tax} \\ \text{base} \\ \text{growth} \\ \text{factor*} \end{array} \right) + \begin{array}{c} \text{PILOTs} \\ \text{receivable} \\ \text{in the prior} \\ \text{fiscal year} \end{array} \right] \times \begin{array}{c} \text{Allowable} \\ \text{levy growth} \\ \text{factor (1.00} \\ \text{to 1.02)**} \end{array} - \begin{array}{c} \text{PILOTs} \\ \text{receivable} \\ \text{in coming} \\ \text{fiscal year} \end{array} = \begin{array}{c} \text{Tax Levy} \\ \text{Limit} \end{array}$$


### + Transfer of Function

$$\begin{array}{c} \text{Tax Levy} \\ \text{Limit} \end{array} + \begin{array}{c} \text{Net of Transfer of} \\ \text{Government} \\ \text{Function (as} \\ \text{determined by OSC)} \end{array} = \begin{array}{c} \text{Tax Levy Limit,} \\ \text{Adjusted for} \\ \text{Transfer of} \\ \text{Function} \end{array}$$

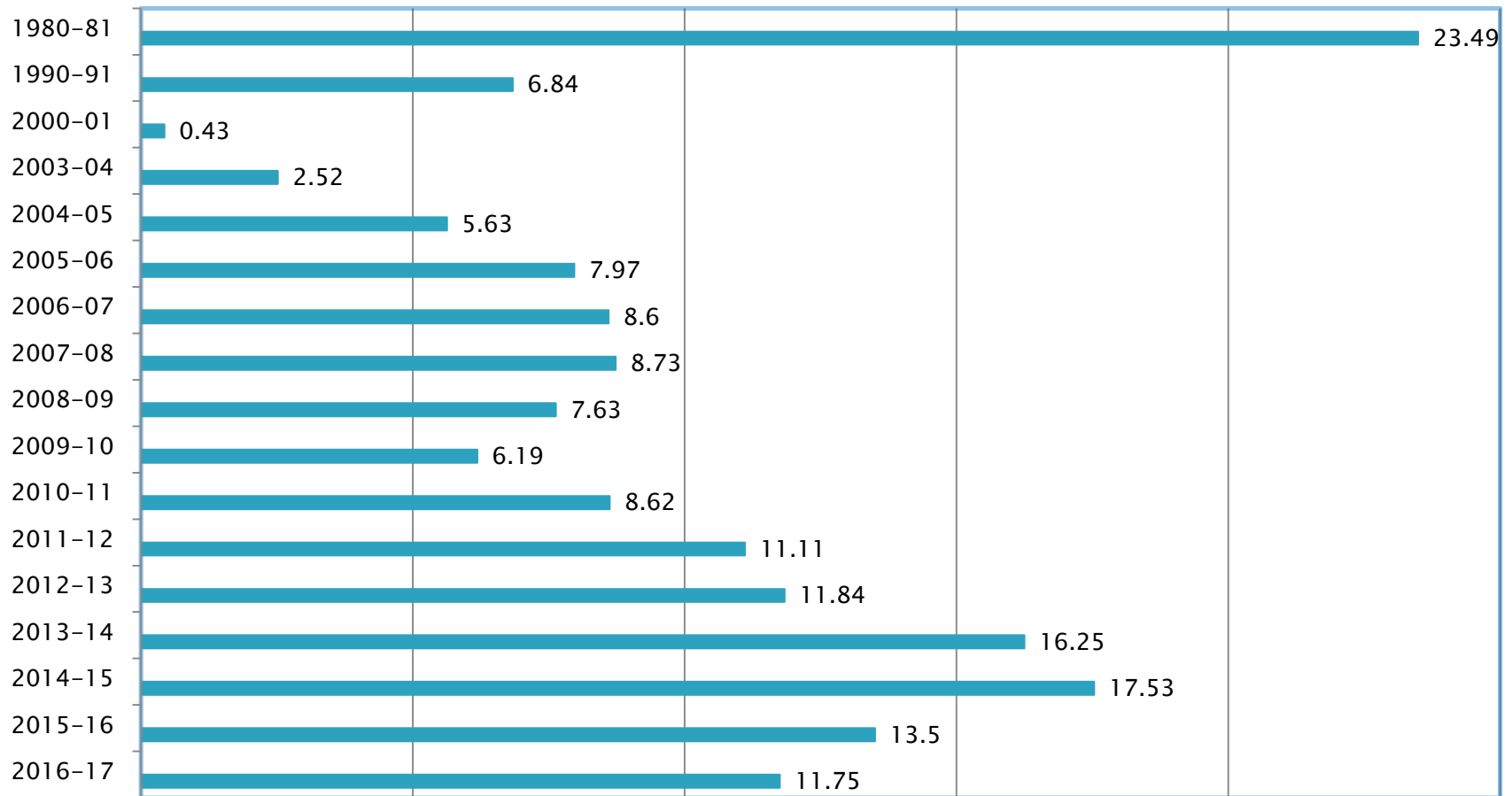
### + Exclusions

$$\begin{array}{c} \text{Tax Levy Limit,} \\ \text{Adjusted for} \\ \text{Transfer of} \\ \text{Function} \end{array} + \begin{array}{c} \text{Tax levy necessary for} \\ \text{expenditures from} \\ \text{court orders/judgments} \\ \text{arising from tort} \\ \text{actions for any amount} \\ \text{in excess of 5\% of the} \\ \text{total taxes levied in the} \\ \text{prior fiscal year} \end{array} \text{ AND } \begin{array}{c} \text{Levy necessary to pay} \\ \text{for additional pension} \\ \text{cost due to increases} \\ \text{in the average} \\ \text{actuarial/normal} \\ \text{contribution rate of} \\ \text{pension funds over 2} \\ \text{percentage points} \end{array} \text{ AND } \begin{array}{c} \text{School} \\ \text{districts ONLY:} \\ \text{capital tax} \\ \text{levy} \end{array} = \begin{array}{c} \text{Tax Levy Limit,} \\ \text{Adjusted for} \\ \text{Transfers, Plus} \\ \text{Exclusions} \end{array}$$


# Good News: Decrease in NYS Employee Pension Contributions

- ▶ District contribution to New York State Pension Systems will decrease in 2016–17
  - ▶ Teacher Retirement System (TRS): all teachers and administrators– decrease from 13.5 % to 11.75%
  - ▶ Employee Retirement System (ERS): all other employees–Civil Service – decrease from 20% to 15.5%
  - ▶ District pension contribution rate is set by the state, not by contract: future is uncertain
- 


# TRS Pension Contributions (Percent Paid by District)



# State Aid Outlook


- ▶ State aid provides only 10% of total district revenues
  - ▶ Many unfunded mandates
  - ▶ Good News: increase in State Aid for 2016–17 at this point amounts to approximately 10% or \$1 million over 2015–16
  - ▶ State Aid total may be revised over the next few months
- 

# The Impact of the Gap Elimination Adjustment (GEA)


- ▶ The Gap Elimination Adjustment for Herricks over the past 6 years has totaled **\$9 million**
  - ▶ 2011–12 was the highest total, when the GEA was \$1.8 million
  - ▶ Partial GEA restoration started in 2014–15
  - ▶ Governor's proposed budget for 2016–17 restores an additional \$281,329, leaving a balance remaining of \$629,342 GEA
  - ▶ Possible additional restoration anticipated
- 

# Mission Statement


“The Herricks School District, a Community of Learners, through its educational programs, promotes intellectual curiosity and creative expression, values diversity, and measures success by one's personal development and contribution to society.”




# Budget Design Priorities

- ▶ Align budget with district's mission and goals
  - ▶ Respect that property taxes from homeowners are the major source of revenue for the budget
  - ▶ Conduct a thorough review of all budget items
  - ▶ Address education regulations, mandates, and legal requirements, such as APPR and the Affordable Care Act
  - ▶ Provide efficient, cost-effective operations, and strong fiscal controls and oversight
  - ▶ Use data to assess instructional programs and ensure accountability
  - ▶ Maintain long-term financial well-being
- 

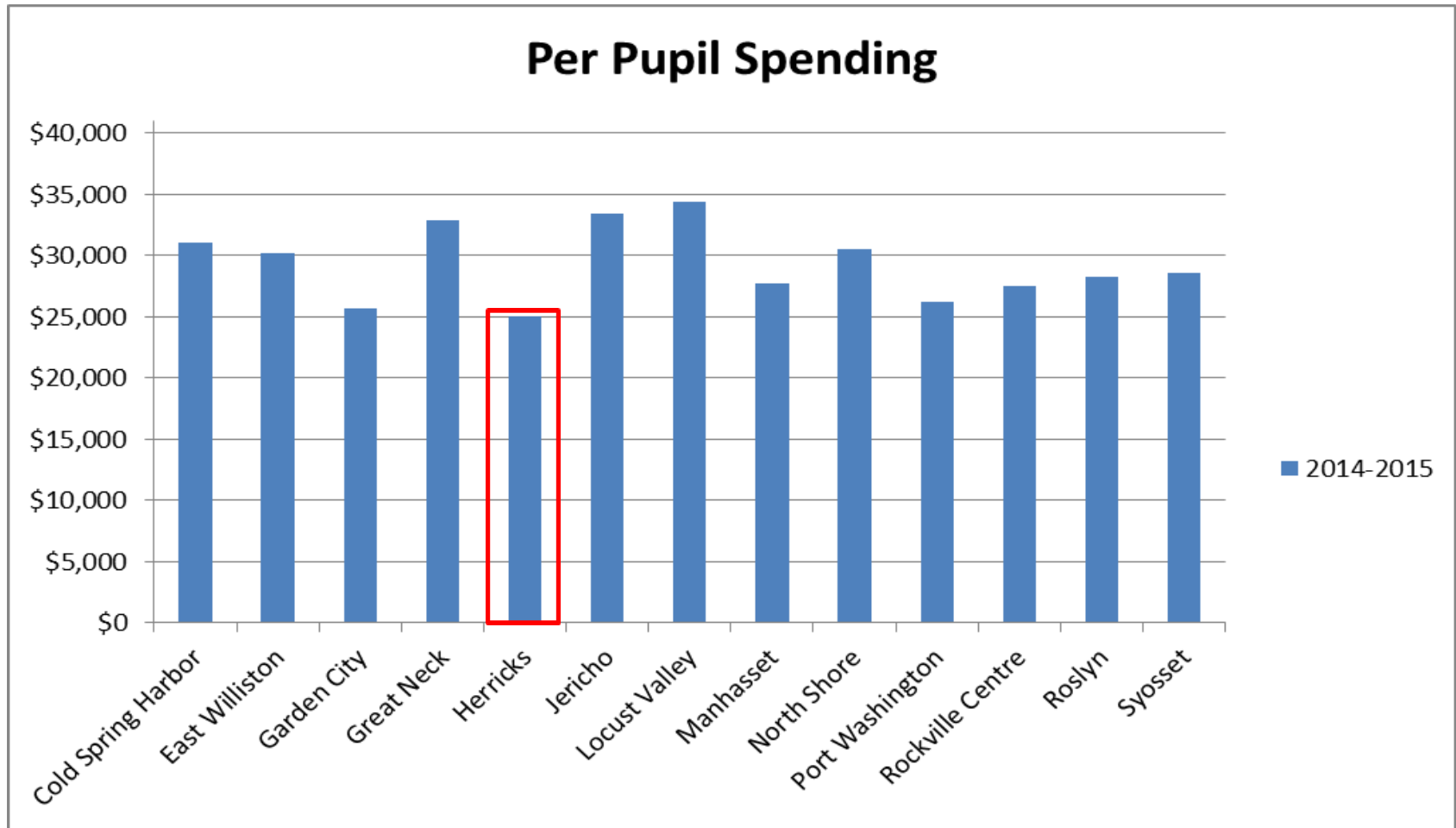
# Budget Design Priorities

- ▶ Plan staffing levels to ensure compliance with Board of Education class size guidelines
  - ▶ Ensure a wide-range of curricular offerings, and strong social-emotional learning programs
  - ▶ Provide varied opportunities for student involvement in athletics, music and art, and extracurricular programs
  - ▶ Increase the capacity for the use of instructional technology, an important 21<sup>st</sup> century skill
  - ▶ Maintain and enhance district facilities
- 

# Herricks Public Schools at a Glance

- ▶ 2015–16 total enrollment: 3,892
  - ▶ 5 school buildings: 3 elementary (K–5), 1 middle school (6–8), 1 high school (9–12)
  - ▶ Community Center building
  - ▶ Numerous athletic fields and playgrounds
  - ▶ Full-service cafeteria in each school; district-operated bus transportation
  - ▶ Extensive summer recreation program for students in grades K–9
  - ▶ Among the highest student achievement levels of any district on Long Island, NYS, and the nation
  - ▶ The lowest per-pupil expenditure level among our high-achieving comparator districts
- 

# Per-Pupil Expenditure Comparison



# Herricks Public Schools Points of Pride



Excellence in academic achievement:

- ▶ 97% Regents Diploma graduation rate
- ▶ 96% of students go on to higher education
- ▶ 69% of students earned Regents with Advanced Designation (5% increase from last year)
- ▶ 78% of students met Aspirational Performance Measure Standards for ELA and Math – 7th in Nassau County
- ▶ ELA Proficiency (3–8) – 2nd in Nassau County
- ▶ Ranked by *Newsweek* National Ranking as one of the best High School's in the U.S.


# Herricks Public Schools

## Points of Pride



- ▶ 7 students named as semi-finalists in the 2016 Merit Scholarship Competition
- ▶ 16 National Merit Commended Students
- ▶ 278 AP Scholars –31 National AP Scholars
- ▶ 3 Intel Science Research semi-finalists
- ▶ 8 semi-finalists in the Siemens Research Competition – most in New York State
- ▶ HS students met or exceeded international benchmarks on the PISA Exam
- ▶ HS awarded the 2015 National Gold Council of Excellence Award by the National Association of Student Councils

# Herricks Public Schools Points of Pride



- ▶ Grammy Signature School semi-finalist (7th year!)
- ▶ Students selected for National Association for Music Education's All-National Concert Band and NYSSMA Piano Showcase
- ▶ Successful National History Day Competition program
- ▶ New STEM and Math initiatives: K-5 Project Lead the Way
- ▶ Teachers College Reading and Writing Program
- ▶ An exemplary new Life Skills classroom at the MS
- ▶ DECA Regional Competition– 60 Students Advancing to State Career Conference
- ▶ Herricks Football Team awarded Nassau County Community Service Award for 2<sup>nd</sup> year in a row
- ▶ All-Conference Athletic Award winners
- ▶ Outdoor education and physiology programs



# Herricks Public Schools


## Points of Pride




- ▶ 2 students recognized as Outstanding Physical Education students by the New York State Association for Health, Physical Education, Recreation and Dance (NYSAHPERD)
- ▶ 3 students honored for earning awards at the 19th annual Model United Nations Competition
- ▶ 4 students honored in the *New York Times* Editorial Cartoon Contest
- ▶ STAC Program
- ▶ ESP Program
- ▶ Language Immersion Program
- ▶ Edleader21 – 4'C's Consortium Member

# Budget Proposal Highlights

The 2016–17 Proposed School District Budget:


- ▶ Is under the tax levy cap
  - ▶ Preserves and supports all of our academic programs
  - ▶ Maintains Board of Education class size guidelines
  - ▶ Provides funding for extracurricular programs, music, arts, and athletics
  - ▶ Provides resources for technology upgrades
  - ▶ Maintains AIS services, the continuum of special education services, required ENL programs, and opportunities for all learners
- 

# Budget Proposal Highlights

- ▶ Adds new 1.0 FTE special education teacher
  - ▶ Includes 2.0 FTE contingent general education teachers
  - ▶ Adds new 1.0 FTE social worker for elementary schools and SRA
  - ▶ Funding for Social-Emotional Learning programs
  - ▶ Adds new FLL Robotics Team at each elementary school
  - ▶ Adds new HS Girls Golf Team
  - ▶ Adds new assistant coach
  - ▶ Includes new contingent bus driver
  - ▶ Adds new district-wide personnel administrator –cost of which is offset by reduction of data analysis support staff
- 

# Budget Proposal Highlights

Includes funding for:

- ▶ New technology equipment: tablets, laptops, MS weather station, and Smartboard replacements
  - ▶ New district website
  - ▶ Site-Improvements: fencing repair and replacements district-wide
  - ▶ Capital improvements: replacement of broken sidewalks and curbs
  - ▶ 2 new school bus vans
  - ▶ Replacement of MS cafeteria tables
  - ▶ Security enhancements
  - ▶ New 5 star rated football helmets
  - ▶ Concert attire for select performing groups
- 

# Budget Challenge: Finding the Right Balance



# School Budget Vote: May 17<sup>th</sup>



Don't forget to vote: 7:00 am. to 10:00 pm.

# Questions

